






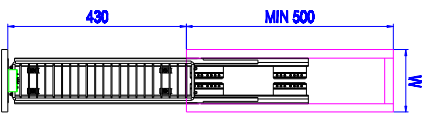
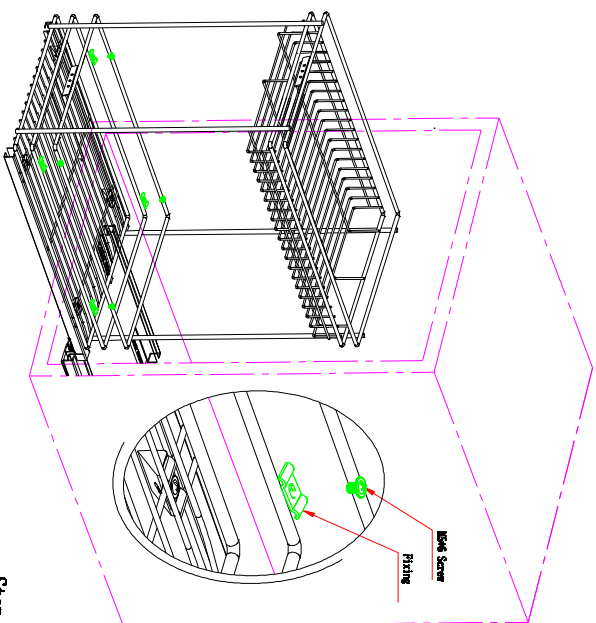


Name	Cabinet width (W)	Size
Two/Three layer drawer basket	150 mm	95*450*470
Two/Three layer drawer basket	200 mm	140*450*470
Two/Three layer drawer basket	300 mm	240*450*470

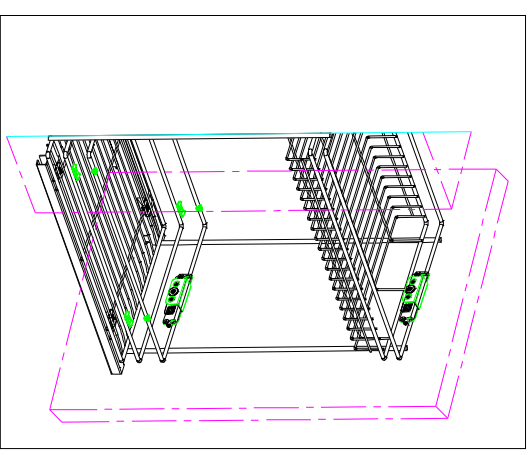
Name	Picture	Qty
ST3, 5*16 Screw		16
M5*6 Screw		4
M5*12 Screw		4
M5*16 Screw		2
Front fitting		2
Fixing		4
18°Bottom mounted soft-closing concealed runner		1付



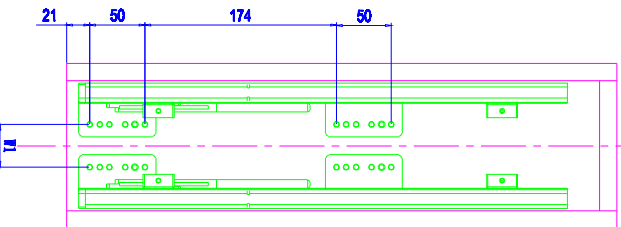
Step 2: Then put the basket on the concealed runner.



Step 4: Connecting the front board with the basket.

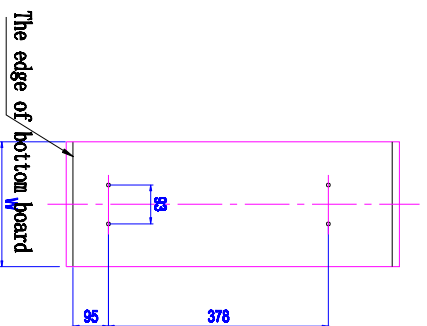


Step 1: Install the concealed runner on the bottom board with 8 pcs screw.



Cabinet width	W1
150	39
200	85
300	185

Step 3: As below picture shows, drill 8 holes in size $\phi 2.5$.



Step 5: Adjusting the front board.
Note: please loosen the place B before you adjust place A.

